

applications & TOOLS

Programming example in Ladder Logic

SIEMENS

Using SFC51 and the System Status List (SSL) to determine a battery fault

Using SFC51 and the System Status List

Note

The application examples are not binding and do not claim to be complete regarding the circuits shown, equipping and any eventuality. The application examples do not represent customer-specific solutions. They are only intended to provide support for typical applications. You are responsible in ensuring that the described products are correctly used. These application examples do not relieve you of the responsibility in safely and professionally using, installing, operating and servicing equipment. When using these application examples, you recognize that Siemens cannot be made liable for any damage/claims beyond the liability clause described. We reserve the right to make changes to these application examples at any time without prior notice. If there are any deviations between the recommendations provided in these application examples and other Siemens publications - e.g. Catalogs - then the contents of the other documents have priority.

Warranty, liability and support

We do not accept any liability for the information contained in this document.

Any claims against us - based on whatever legal reason - resulting from the use of the examples, information, programs, engineering and performance data etc., described in this application example shall be excluded. Such an exclusion shall not apply in the case of mandatory liability, e.g. under the German Product Liability Act ("Produkthaftungsgesetz"), in case of intent, gross negligence, or injury of life, body or health, guarantee for the quality of a product, fraudulent concealment of a deficiency or breach of a condition which goes to the root of the contract ("wesentliche Vertragspflichten"). However, claims arising from a breach of a condition which goes to the root of the contract shall be limited to the foreseeable damage which is intrinsic to the contract, unless caused by intent or gross negligence or based on mandatory liability for injury of life, body or health. The above provisions do not imply a change in the burden of proof to your detriment.

Copyright© 2006 Siemens A&D. It is not permissible to transfer or copy these application examples or excerpts of them without first having prior authorization from Siemens A&D in writing.

For questions about this document please use the following e-mail address:

<mailto:csweb@ad.siemens.de>

Using SFC51 and the System Status List

Table of Content

Table of Content	3
Using SFC51 and the System Status List (SSL)	4
1 Check_BAF (FC250): checking the status for a battery fault	4
2 Calling FC250 (Check_BAF) from your program	6
3 Reference information.....	6

Reference to Automation and Drives Service & Support

This entry is from the internet application portal of Automation and Drives Service & Support. The documentation has the entry ID **23330722**. Click the link below to directly display the download page of this document.

<http://support.automation.siemens.com/WW/view/en/23330722>

All entries referenced in this document are designated by their entry ID and addressed via the above path.

Using SFC51 and the System Status List (SSL) to determine a battery fault

In the event of a battery failure, the PLC calls OB81. You can use OB81 to set or reset signals, depending on whether the failure is incoming or outgoing. This user-defined signal can then be used to generate a fault message.

In some applications, the fault reset command writes zeros over all fault messages, and any fault that is still active will obviously not be overwritten and will remain on after a fault reset. Because OB81 is called only once, it would not reactivate the alarm for a battery fault, even if the battery fault is still active.

The solution to this problem was to generate a static signal that is based upon the System Status List (SSL or SZL) available in the PLC. The sample program Battery_Fault shows how to generate a static signal for a battery fault.

1 Check_BAF (FC250): checking the status for a battery fault

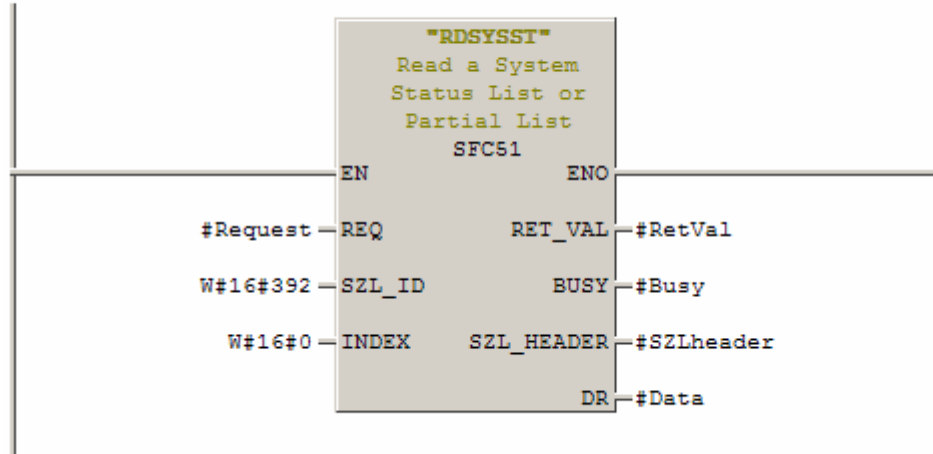
The Check_BAF function (FC250) has a single-output BAF that is a BOOL to represent a battery fault. BAF = 0 represents that no battery fault exists, and BAF = 1 represents that a battery fault exists. The function uses SFC51 ("RDSYSST") to read from the SSL for the battery with an SZL_ID of W#16#392 and an INDEX of W#16#0.

```
FC250 :  
Network 1 : Generate a constant Request
```

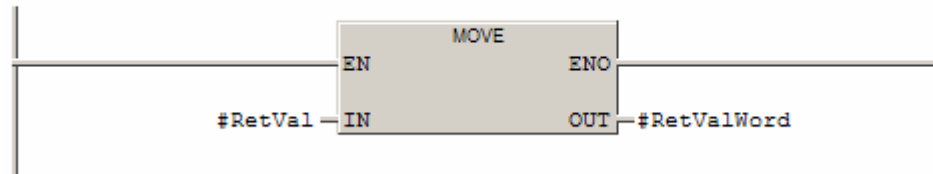


Using SFC51 and the System Status List

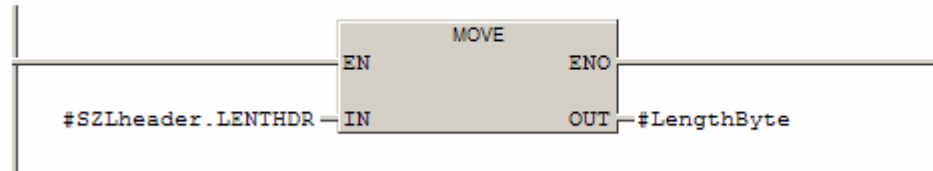
Network 2 : Read SSL with ID W#16#0392 with Index W#16#0000



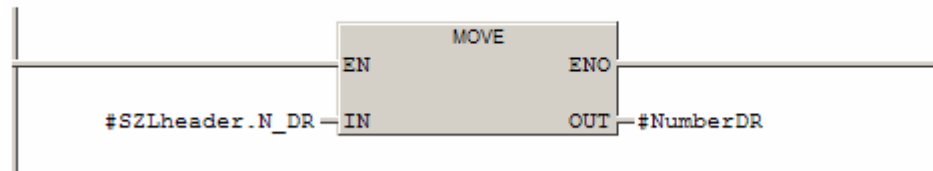
Network 3 : Just for monitoring, shows RetVal as WORD



Network 4 : Just for monitoring, shows Length of Bytes from the data record



Network 5 : Just for monitoring, shows number of data records



Network 6 : Extract the signal BAF from data record



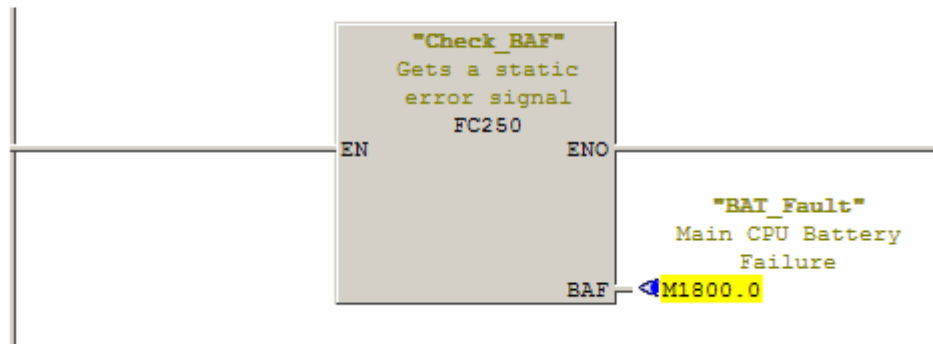
Using SFC51 and the System Status List

2 Calling FC250 (Check_BAF) from your program

Call the Check_BAF function from OB1 (or from an FC or FB). You can also define PDiag Monitoring on the BAF output signal for use as an alarm message.

```
OB1 : "Main Program Sweep (Cycle)"
```

```
Network 1: Title:
```



3 Reference information

For information about RDSYSST and the System Status List (SSL), refer to the STEP 7 online help or to the *STEP 7 - System and Standard Functions for S7-300 and S7-400 User Manual*.

For information about the SSL entries for specific S7 CPUs, refer to the following manuals:

- S7-300 Programmable Controller Hardware and Installation
- S7-400, M7-400 Programmable Controllers Module Specifications